

SYM	DATE	ZONE	DESCRIPTION	DESIGNED	CHECKED	APPROVED DATE
A	Mar. 25, 2005		Initial Issued			

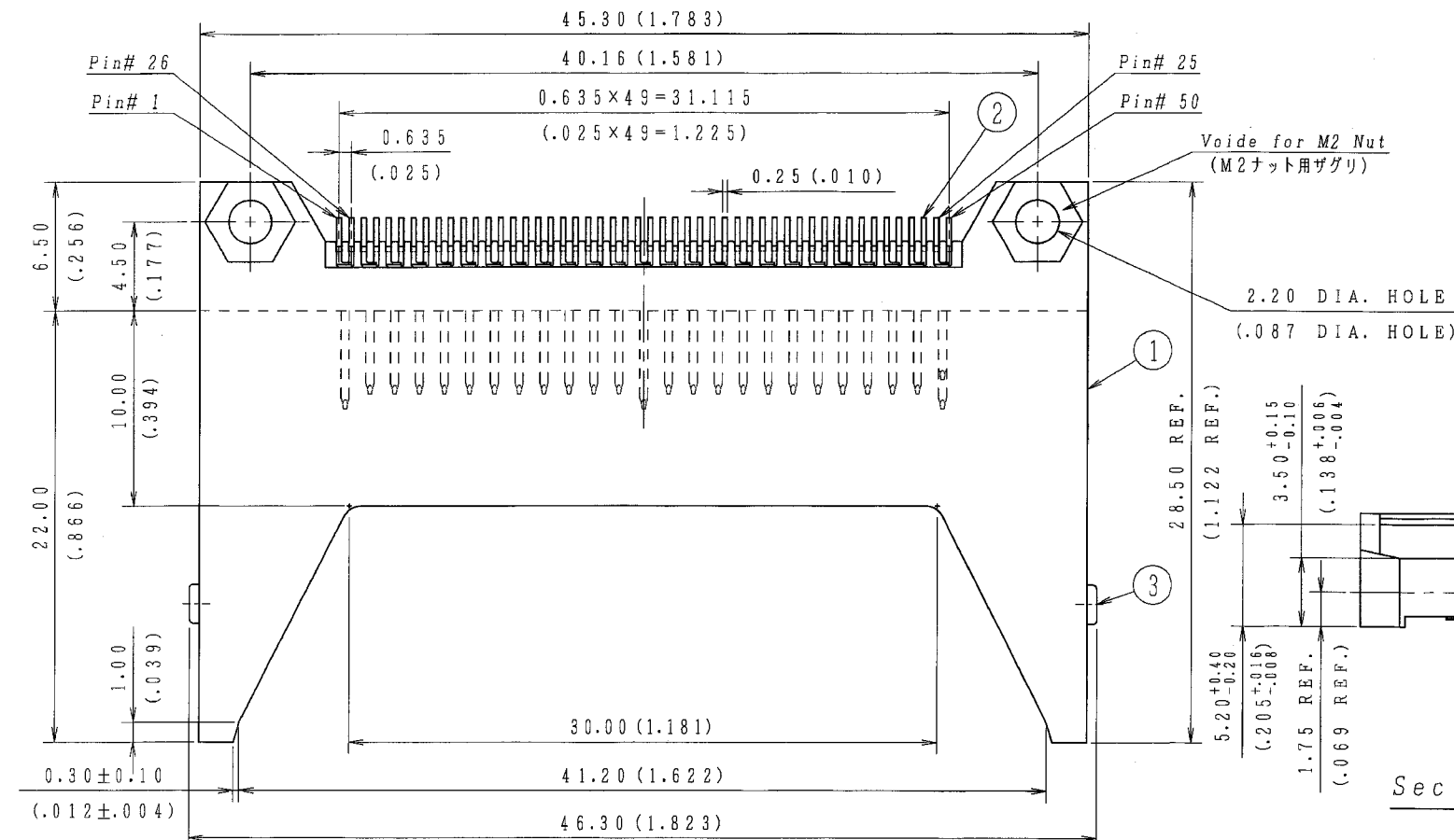
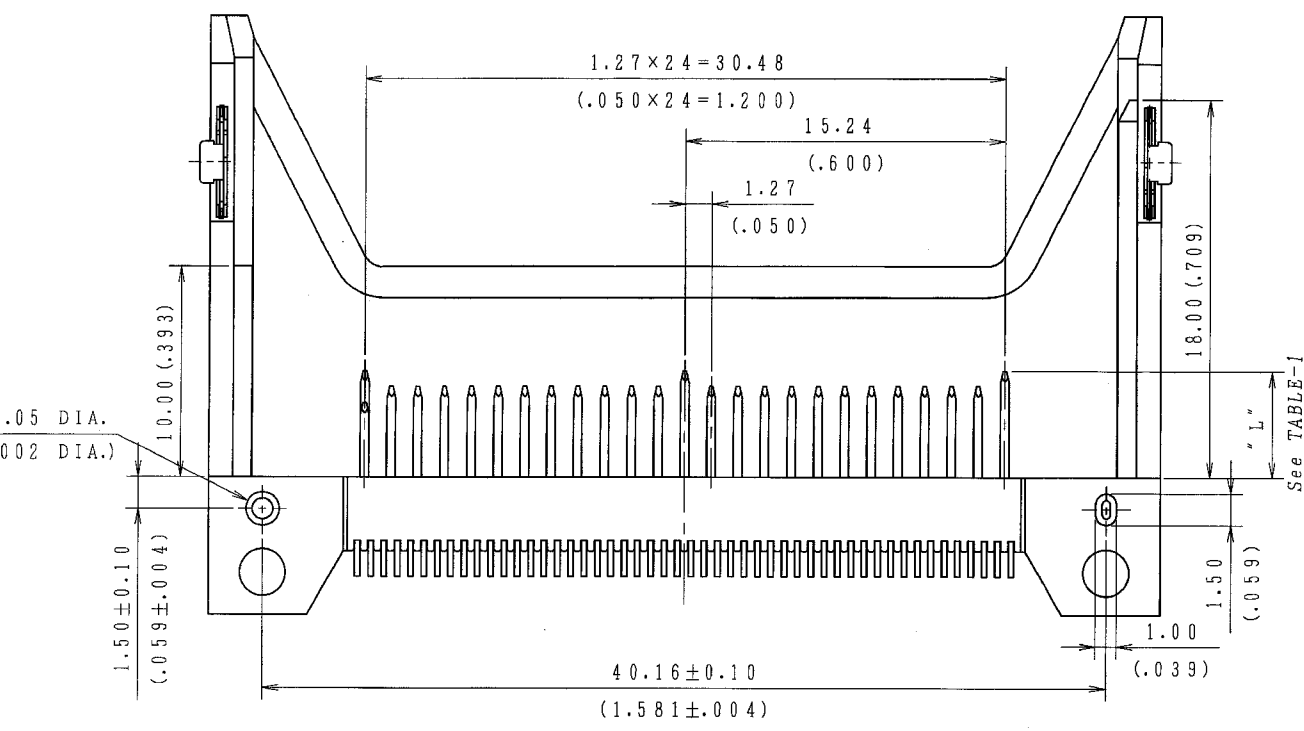
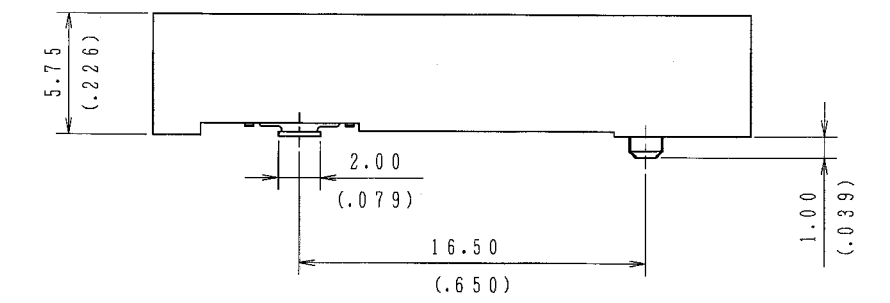
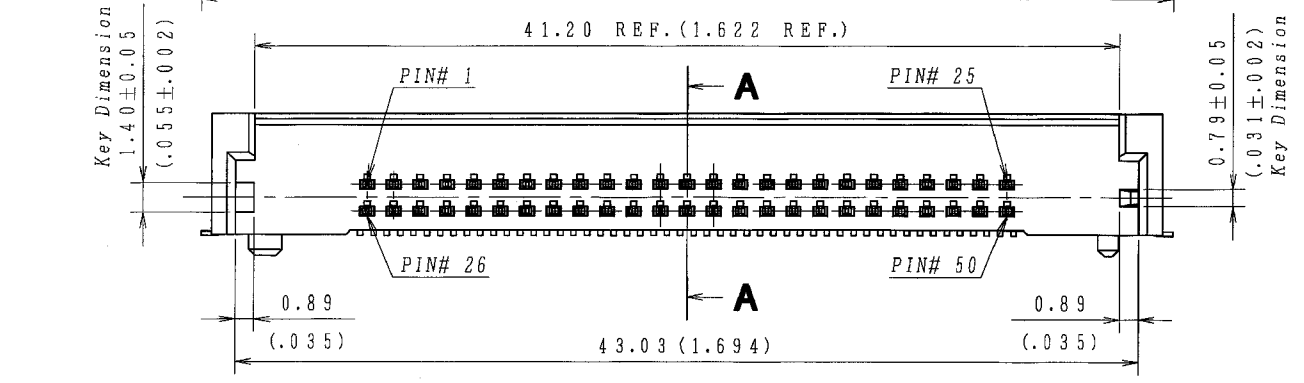
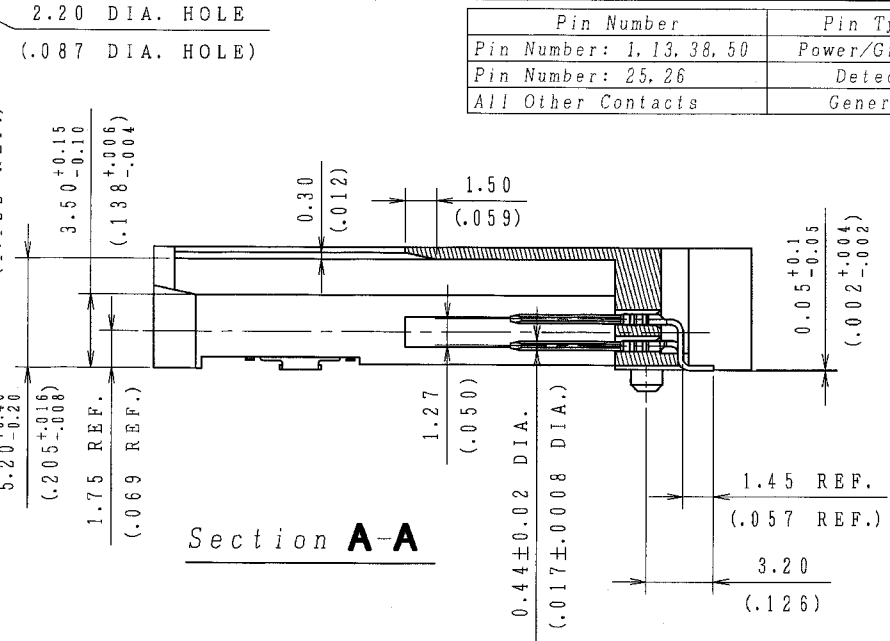


TABLE-1 ( Pin Configuration )

Pin Number	Pin Type	L : Contact Length
Pin Number: 1, 13, 38, 50	Power/Ground	5.00 ± 0.10 (.197 ± .004)
Pin Number: 25, 26	Detect	3.50 ± 0.10 (.138 ± .004)
All Other Contacts	General	4.25 ± 0.10 (.167 ± .004)



NOTE (注記)

1. Applicable CF card type (適合コンパクトフラッシュカードタイプ)  
This pin header can mate both CF card Type-1 and Type-2.  
(本ピンコネクタは、コンパクトフラッシュカードタイプ1及びタイプ2と嵌合出来ます。)

QTY.	ITEM	PART NAME	MATERIAL	FINISH, OTHER
2	3	Locking Tab (固定金具)	Brass (黄銅)	Tin-Silver over Nickel Plating (ニッケル下地錫銀めっき)
50	2	Pin Contact (ピンコンタクト)	Copper Alloy (銅合金)	See TABLE-2 (表-2参照)
1	1	Insulator (インシュレータ)	High Temperature Plastic (耐熱性樹脂)	Color: Black, UL94V-0 Rated (色: 黒色, UL94V-0適合品)

APPROVED	DESIGNED	GENERAL TOLERANCE	TITLE
<i>T. Masubuchi</i>	<i>T. Masubuchi</i>	DIMENSIONS ±0.40 (±0.16) ANGLE ±3°	(1.27mm Pitch, 50-Pin, Pin Connector) (For CompactFlash (CF))
<i>T. Masubuchi</i>	<i>T. Masubuchi</i>	CHECKED DRAWN BY SCALE UNIT	MCD-CEN750PC-FG
<i>T. Masubuchi</i>	<i>T. Masubuchi</i>	4/1 mm (inch)	DRAWING NUMBER G-501590-2 (1/2)
			REV. A

